

Exceptions are raised with a raise statement.

```
raise <expr>
```

<expr> must evaluate to a subclass of BaseException or an instance of one.

```
try:
  <try suite>
except <exception class> as <name>:
  <except suite>
```

```
>>> try:
  x = 1/0
except ZeroDivisionError as e:
  print('handling a', type(e))
  x = 0
>>> x
0
```

handling a <class 'ZeroDivisionError'>

The <try suite> is executed first.
If, during the course of executing the <try suite>, an exception is raised that is not handled otherwise, and

If the class of the exception inherits from <exception class>, then
The <except suite> is executed, with <name> bound to the exception.

(**append s t**): list the elements of s and t; append can be called on more than 2 lists

(**map f s**): call a procedure f on each element of a list s and list the results

(**filter f s**): call a procedure f on each element of a list s and list the elements for which a true value is the result

(**apply f s**): call a procedure f with the elements of a list as its arguments

```
(define size 5) ;=> size
(* 2 size) ;=> 10
(if (> size 0) size (- size)) ;=> 5
(cond ((> size 0) size) ((= size 0) 0) (else (- size))) ;=> 5
((lambda (x y) (+ x y size)) size (+ 1 2)) ;=> 13
(let ((a size) (b (+ 1 2))) (* 2 a b)) ;=> 30
(map (lambda (x) (+ x size)) (quote (2 3 4))) ;=> (7 8 9)
(filter odd? (quote (2 3 4))) ;=> (3)
(list (cons 1 nil) size 'size) ;=> ((1) 5 size)
(list (equal? 1 2) (null? nil) (= 3 4) (eq? 5 5)) ;=> (#f #t #f #t)
(list (or #f #t) (or) (or 1 2)) ;=> (#t #f 1)
(list (and #f #t) (and) (and 1 2)) ;=> (#f #t 2)
(list 'a 2) ;=> (a 2)
(append '(1 2) '(3 4)) ;=> (1 2 3 4)
(not (> 1 2)) ;=> #t
(begin (define x (+ size 1)) (* x 2)) ;=> 12
```

```
(define (factorial n)
  (if (= n 0) 1
      (* n (factorial (- n 1)))))
```

```
(define (fib n)
  (cond
    ((= n 0) 0)
    ((= n 1) 1)
    (else (+ (fib (- n 2)) (fib (- n 1))))))
```

```
(define (nines num)
  (if (= num 0)
      0
      (if (= (modulo num 10) 9)
          (+ 1 (nines (floor (/ num 10))))
          (nines (floor (/ num 10))))))
```

The way in which names are looked up in Scheme and Python is called **lexical scope** (or **static scope**).

Lexical scope: The parent of a frame is the environment in which a procedure was *defined*. (lambda ...)

Dynamic scope: The parent of a frame is the environment in which a procedure was *called*. (mu ...)

```
> (define f (mu (x) (+ x y)))
> (define g (lambda (x y) (f (+ x x))))
> (g 3 7)
13
```

A macro is an operation performed on the source code of a program before evaluation

Scheme has a **define-macro** special form that defines a source code transformation

```
(define-macro (twice expr)
  (list 'begin expr expr))
```

```
scm> (twice (print 2))
2
2
scm> (begin (print 2) (print 2))
2
2
```

These expressions cause the same behavior

Evaluation procedure of a macro call expression:

- Evaluate the operator sub-expression, which evaluates to a macro
- Call the macro procedure on the operand expressions *without evaluating them first*
- Evaluate the expression returned from the macro procedure

```
scm> (map (lambda (x) (* x x)) '(2 3 4 5))
(4 9 16 25)
(define-macro (for sym vals expr)
  (list 'map (list 'lambda (list sym) expr) vals))
scm> (for x '(2 3 4 5) (* x x))
(4 9 16 25)
```

A table has columns and rows

Latitude	Longitude	Name
38	122	Berkeley
42	71	Cambridge
45	93	Minneapolis

A column has a name and a type

A row has a value for each column

```
SELECT [expression] AS [name], [expression] AS [name], ...;
```

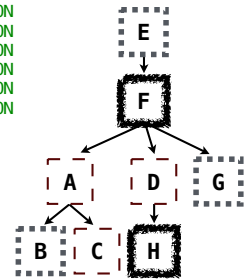
```
SELECT [columns] FROM [table] WHERE [condition] ORDER BY [order];
```

```
CREATE TABLE parents AS
```

```
SELECT "daisy" AS parent, "hank" AS child UNION
SELECT "ace"          , "bella"          UNION
SELECT "ace"          , "charlie"        UNION
SELECT "finn"         , "ace"            UNION
SELECT "finn"         , "dixie"          UNION
SELECT "finn"         , "ginger"         UNION
SELECT "ellie"        , "finn";
```

```
CREATE TABLE dogs AS
```

```
SELECT "ace" AS name, "long" AS fur UNION
SELECT "bella"    , "short"  UNION
SELECT "charlie"  , "long"   UNION
SELECT "daisy"    , "long"   UNION
SELECT "ellie"    , "short"  UNION
SELECT "finn"     , "curly"  UNION
SELECT "ginger"   , "short"  UNION
SELECT "hank"     , "curly";
```



```
SELECT a.child AS first, b.child AS second
FROM parents AS a, parents AS b
WHERE a.parent = b.parent AND a.child < b.child;
```

First	Second
barack	clinton
abraham	delano
abraham	grover
delano	grover

```
CREATE TABLE lift AS
```

```
SELECT 101 AS chair, 2 AS single, 2 AS pair UNION
SELECT 102          , 0          , 3          UNION
SELECT 103          , 4          , 1;
```

101	102	103

String values can be combined to form longer strings

```
sqlite> SELECT "hello," || " world";
hello, world
```

Basic string manipulation is built into SQL, but differs from Python

```
sqlite> CREATE TABLE phrase AS SELECT "hello, world" AS s;
sqlite> SELECT substr(s, 4, 2) || substr(s, instr(s, " ")+1, 1)
FROM phrase;
low
```

The number of groups is the number of unique values of an expression
A **having** clause filters the set of groups that are aggregated

```
SELECT weight/legs, count(*) FROM animals
GROUP BY weight/legs
HAVING COUNT(*)>1;
```

weight/legs	count(*)
5	2
2	2

kind	legs	weight
dog	4	20
cat	4	10
ferret	4	10
parrot	2	6
penguin	2	10
t-rex	2	12000

weight/legs=5
weight/legs=2
weight/legs=2
weight/legs=3
weight/legs=5
weight/legs=6000

An aggregate function in the [columns] clause computes a value from a group of rows:

- MAX([expression]) evaluates to the largest value of [expression] for any row in a group
 - COUNT(*) evaluates to the number of rows in a group
 - MIN, SUM, & AVG are also aggregate functions similar to MAX
- With no GROUP BY clause, aggregation is performed over all rows:

```
select max(legs) from animals;
```

max(legs)
4

Scheme programs consist of expressions, which can be:

- Primitive expressions: 2, 3.3, true, +, quotient, ...
- Combinations: (quotient 10 2), (not true), ...

Numbers are self-evaluating; *symbols* are bound to values. Call expressions have an operator and 0 or more operands.

A combination that is not a call expression is a *special form*:

- If expression: (if <predicate> <consequent> <alternative>)
- Binding names: (define <name> <expression>)
- New procedures: (define (<name> <formal parameters>) <body>)

```
> (define pi 3.14)      > (define (abs x)
> (* pi 2))              (if (< x 0)
6.28                     (- x)
                          x))
> (abs -3)
3
```

Lambda expressions evaluate to anonymous procedures.

```
(lambda (<formal-parameters>) <body>)
```

Two equivalent expressions:

```
(define (plus4 x) (+ x 4))
(define plus4 (lambda (x) (+ x 4)))
```

An operator can be a combination too:

```
((lambda (x y z) (+ x y (square z))) 1 2 3)
```

In the late 1950s, computer scientists used confusing names.

- **cons**: Two-argument procedure that **creates a pair**
 - **car**: Procedure that returns the **first element** of a pair
 - **cdr**: Procedure that returns the **second element** of a pair
 - **nil**: The empty list
- They also used a non-obvious notation for linked lists.
- A (linked) Scheme list is a pair in which the second element is nil or a Scheme list.
 - Scheme lists are written as space-separated combinations.
 - A dotted list has an arbitrary value for the second element of the last pair. Dotted lists may not be well-formed lists.

```
> (define x (cons 1 nil))
> x
(1)
> (car x)
1
> (cdr x)
()
> (cons 1 (cons 2 (cons 3 (cons 4 nil))))
(1 2 3 4)
```

Symbols normally refer to values; how do we refer to symbols?

```
> (define a 1)
> (define b 2)
> (list a b)
(1 2)
```

No sign of "a" and "b" in the resulting value

Quotation is used to refer to symbols directly in Lisp.

```
> (list 'a 'b)
(a b)
> (list 'a b)
(a 2)
```

Symbols are now values

Quotation can also be applied to combinations to form lists.

```
> (car '(a b c))
a
> (cdr '(a b c))
(b c)
```

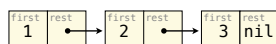
```
(car (cons 1 nil)) -> 1
(cdr (cons 1 nil)) -> ()
(cdr (cons 1 (cons 2 nil))) -> (2)
```

```
class Pair:
    """A pair has two instance attributes:
    first and rest.
```

```
rest must be a Pair or nil.
```

```
def __init__(self, first, rest):
    self.first = first
    self.rest = rest
```

```
>>> s = Pair(1, Pair(2, Pair(3, nil)))
>>> s
Pair(1, Pair(2, Pair(3, nil)))
>>> print(s)
(1 2 3)
```

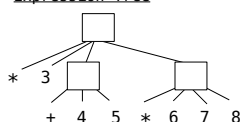


The Calculator language has primitive expressions and call expressions

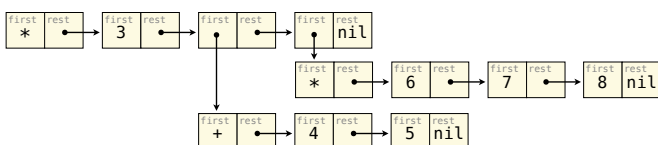
Calculator Expression

```
(* 3
 (+ 4 5)
 (* 6 7 8))
```

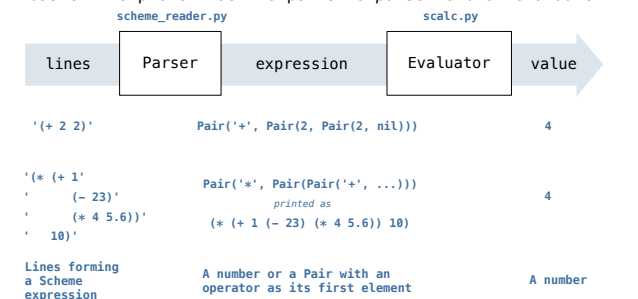
Expression Tree



Representation as Pairs



A basic interpreter has two parts: a *parser* and an *evaluator*.



A Scheme list is written as elements in parentheses:

```
(<element> <element> ... <element>)
```

A Scheme list

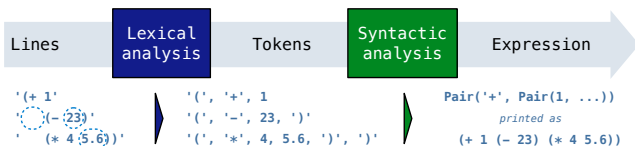
Each <element> can be a combination or atom (primitive).

```
(+ (* 3 (+ (* 2 4) (+ 3 5))) (+ (- 10 7) 6))
```

The task of *parsing* a language involves coercing a string representation of an expression to the expression itself.

Parsers must validate that expressions are well-formed.

A Parser takes a sequence of lines and returns an expression.



- Iterative process
- Checks for malformed tokens
- Determines types of tokens
- Processes one line at a time

- Tree-recursive process
- Balances parentheses
- Returns tree structure
- Processes multiple lines

Syntactic analysis identifies the hierarchical structure of an expression, which may be nested.

Each call to scheme_read consumes the input tokens for exactly one expression.

Base case: symbols and numbers

Recursive call: scheme_read sub-expressions and combine them

Base cases:

- Primitive values (numbers)
- Look up values bound to symbols

Recursive calls:

- Eval(operator, operands) of call expressions
- Apply(procedure, arguments)
- Eval(sub-expressions) of special forms

The structure of the Scheme interpreter

Creates a new environment each time a user-defined procedure is applied

Requires an environment for name lookup

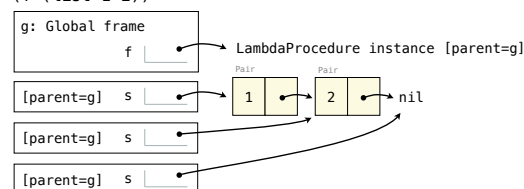
Base cases:
• Built-in primitive procedures
Recursive calls:
• Eval(body) of user-defined procedures

Apply

To apply a user-defined procedure, create a new frame in which formal parameters are bound to argument values, whose parent is the env of the procedure, then evaluate the body of the procedure in the environment that starts with this new frame.

```
(define (f s) (if (null? s) '(3) (cons (car s) (f (cdr s)))))
```

```
(f (list 1 2))
```



```
(define b 4)
```

```
Quasiquote: `(a ,(+ b 1)) => (a 5)
```

Quasiquotation is particularly convenient for generating Scheme expressions:

```
(define (make-add-lambda n) `(lambda (d) (+ d ,n)))
(make-add-lambda 2) => (lambda (d) (+ d 2))
```

```
(define (fact-expr n)
  (if (<= n 1) 1 `(* ,n ,(fact-expr (- n 1)))))
```

```
scm> (fact-expr 5)
(* 5 (* 4 (* 3 (* 2 1))))
```